



Extension For Toggl

16th March, 2020



TOGGL EXTENSION FOR ZOHO CRM

Table of Contents

Table of Contents	1
Extension Header	2
Title Header	2
Key Features	2
Extension Working	2
Short Description	5
Website Link	5
End Note	5

Extension Header

Zoho Projects for Toggl

Title Header

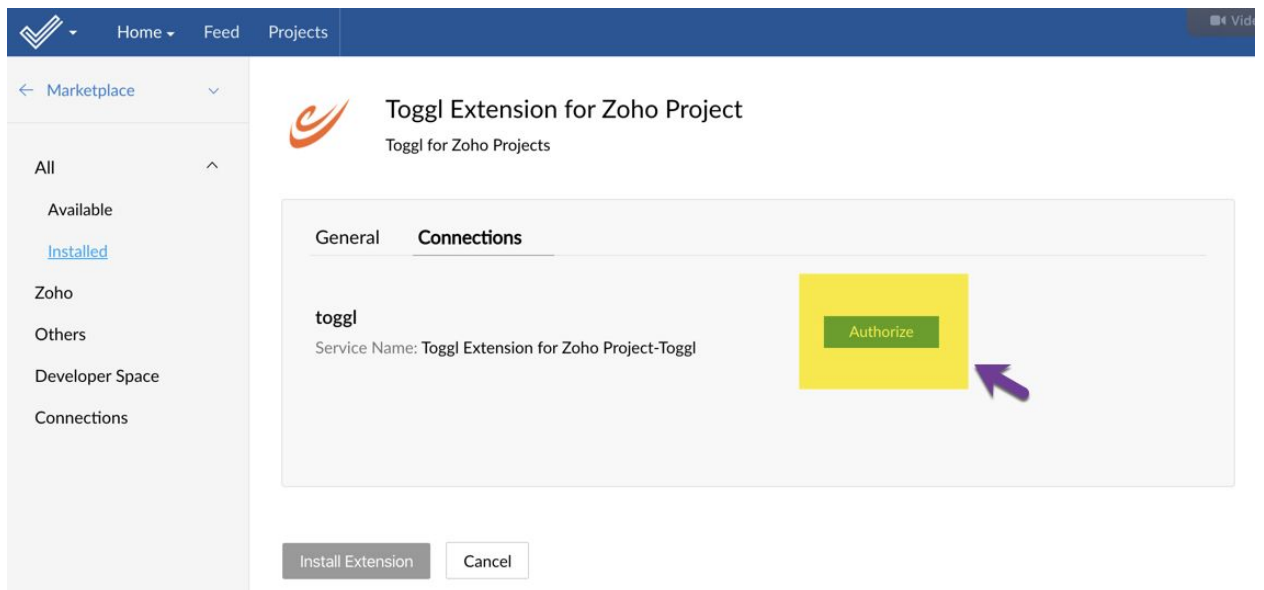
Manage Toggl CRM projects & Tasks and their related information from Zoho Projects

Key Features

- Create Projects in Toggl from Zoho Projects
- Create Task from Zoho Projects for Toggl
- View Toggl Tasks from Zoho Projects

Extension Working

- Authenticate the Toggl account with your credentials after you install the extension



- Enter the Toggl credentials to CRM while installing the extension .

Basic Authentication Details

App Name : Toggl Extension for Zoho Project

Connection Name : toggl

Enter Toggl Credentials

Please fill the param details

Enter Your UserName

amit@easytocheck.com

Enter Your Password

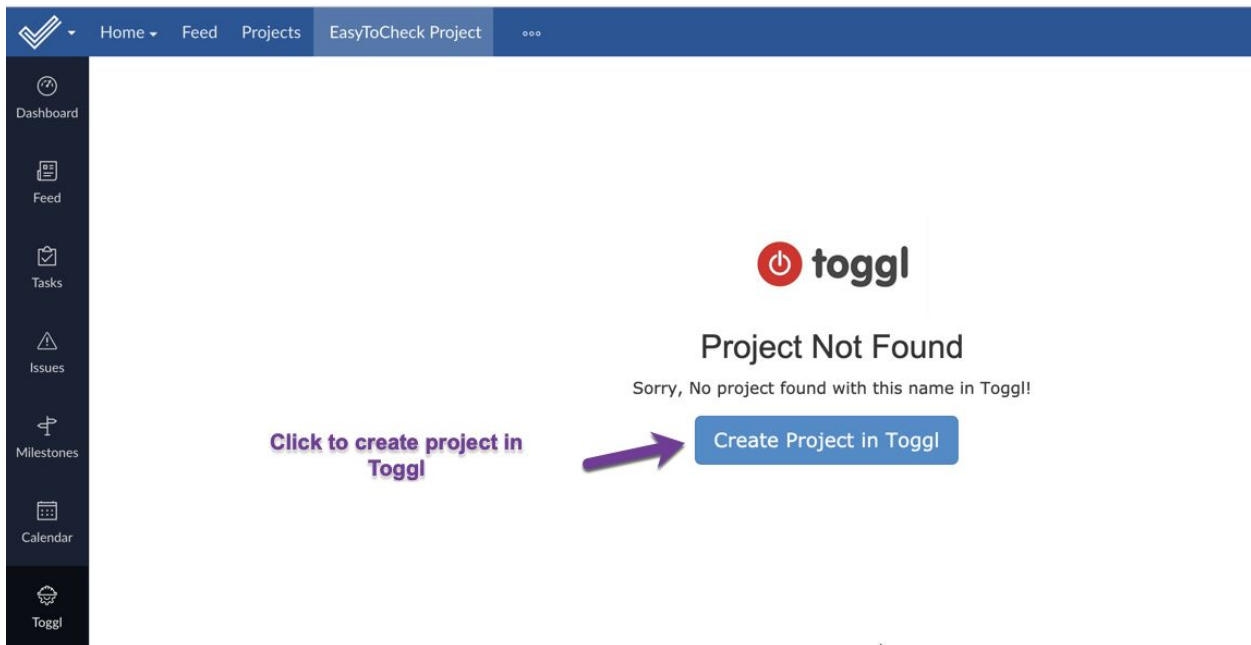
zoho@easytocheck.com

Save Details

Cancel

- Now you are ready to use the extension . Select any project and go to “Toggl” widget.

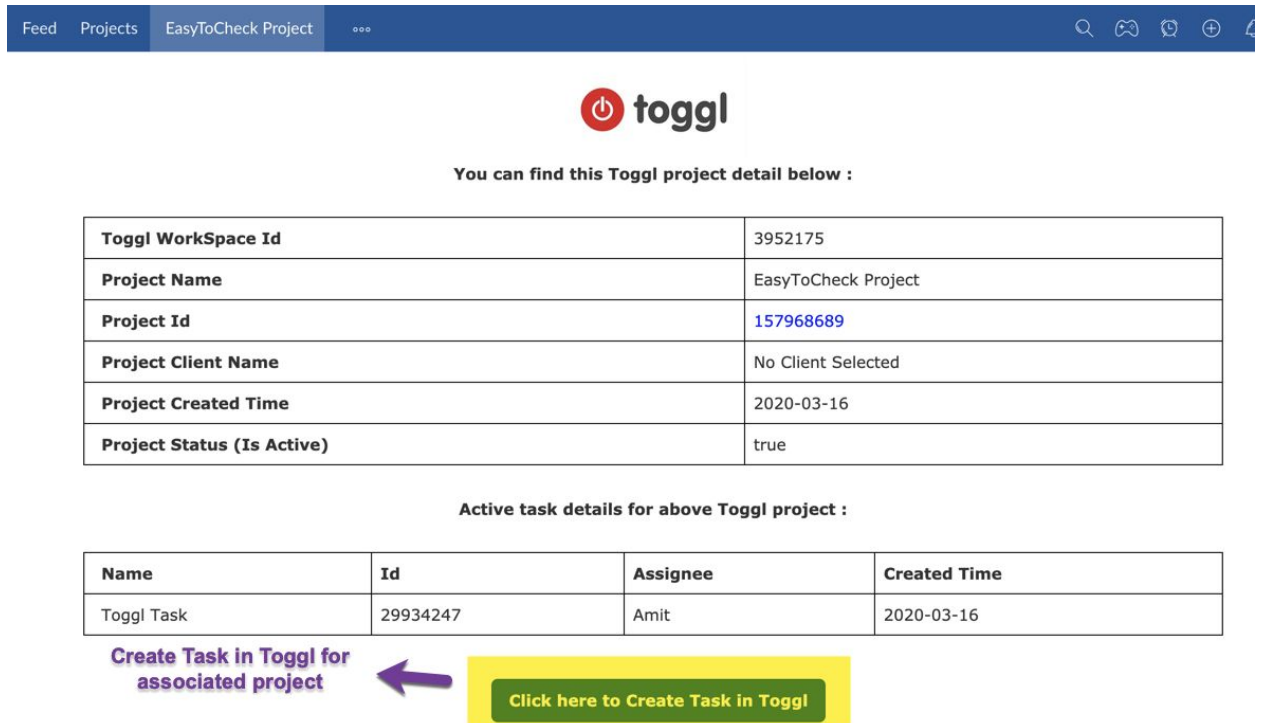
Notes: If the project name is the same between Zoho and Toggl. The related Zoho Projects will be visible automatically. Otherwise you can click on “Create Project in Toggl” button to create new project in Toggl CRM.



The screenshot shows the Zoho Projects interface. The top navigation bar includes 'Home', 'Feed', 'Projects', and 'EasyToCheck Project'. A sidebar on the left contains icons for 'Dashboard', 'Feed', 'Tasks', 'Issues', 'Milestones', 'Calendar', and 'Toggl'. The main content area displays the Toggl logo and a 'Project Not Found' message: 'Sorry, No project found with this name in Toggl!'. Below the message is a blue button labeled 'Create Project in Toggl'. A purple arrow points to this button, and another purple arrow points to the text 'Click to create project in Toggl' which is positioned to the left of the button.

- Create Task in Toggl from Zoho Projects : You may also want to add tasks for associated Toggl projects . This you can easily perform by clicking on button “Click

here to Create Task in Toggl". Please refer to screenshot below



Feed Projects EasyToCheck Project ...

toggl

You can find this Toggl project detail below :

Toggl WorkSpace Id	3952175
Project Name	EasyToCheck Project
Project Id	157968689
Project Client Name	No Client Selected
Project Created Time	2020-03-16
Project Status (Is Active)	true

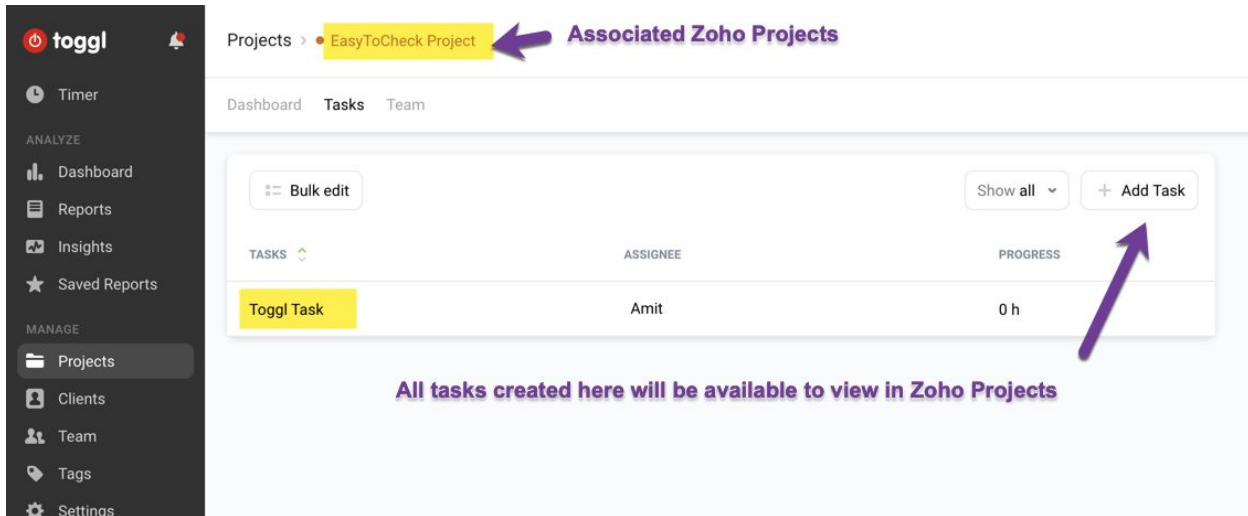
Active task details for above Toggl project :

Name	Id	Assignee	Created Time
Toggl Task	29934247	Amit	2020-03-16

Create Task in Toggl for associated project

Click here to Create Task in Toggl

- All Toggl Tasks inside Zoho Projects: All the tasks that you create in Toggl are automatically available inside Zoho Projects . So you never miss an update for Toggl tasks without switching between the accounts .



Projects > EasyToCheck Project ← **Associated Zoho Projects**

Dashboard Tasks Team

Bulk edit Show all + Add Task

TASKS	ASSIGNEE	PROGRESS
Toggl Task	Amit	0 h

All tasks created here will be available to view in Zoho Projects

Short Description

Toggl is a project management app. This extension allows Zoho Projects users to view and manage Toggl right from their Zoho Projects Account. This provides a fast, accurate and secure project management for Toggl CRM right from your Zoho Projects instance.

Website Link

<https://www.easytocheck.com/toggl>

End Note

This extension is developed by “EasyTocheck Software Solutions” and for any further assistance and customization , users can directly get in touch with us (www.easytocheck.com). We will update the extension with new updates which will be available to all existing customers at no extra cost. Publishing or copying the extension partially or contextually is strictly prohibited as the company holds the proprietorship for developing this connector which includes logic & integration workflow